

**NOTES**

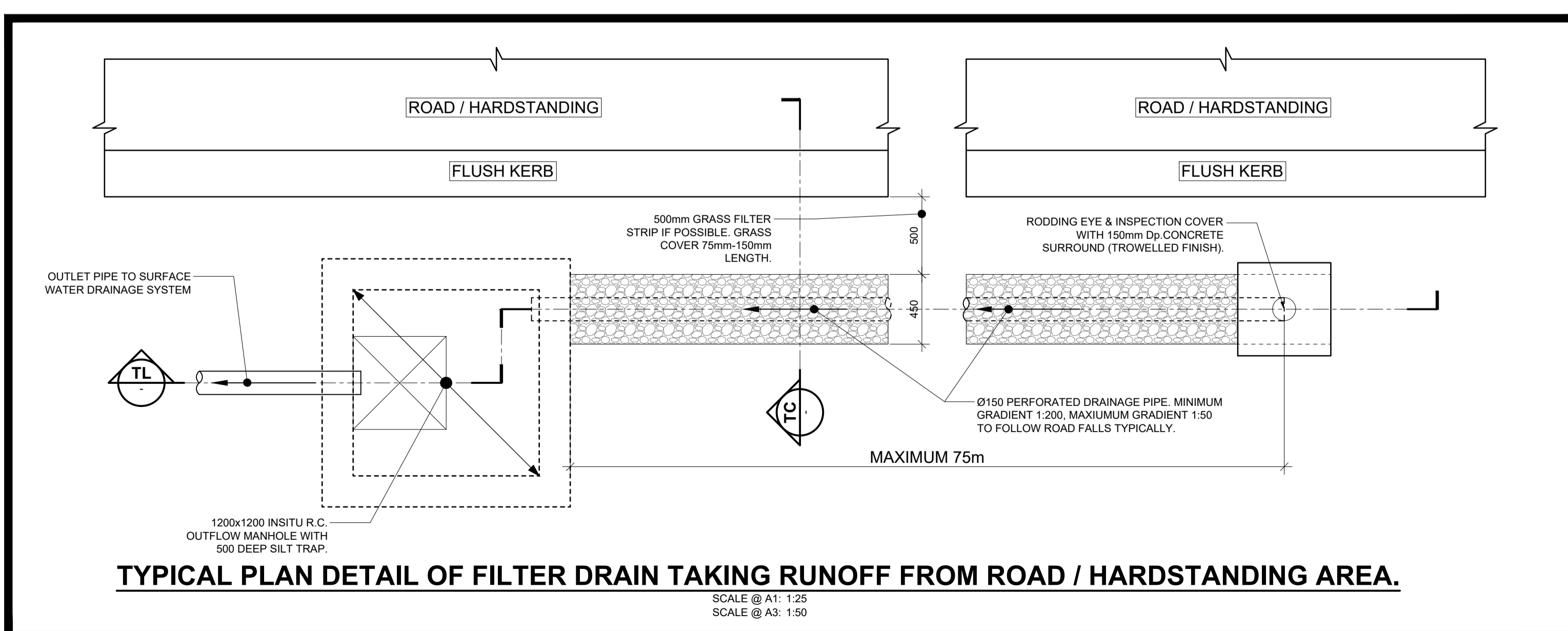
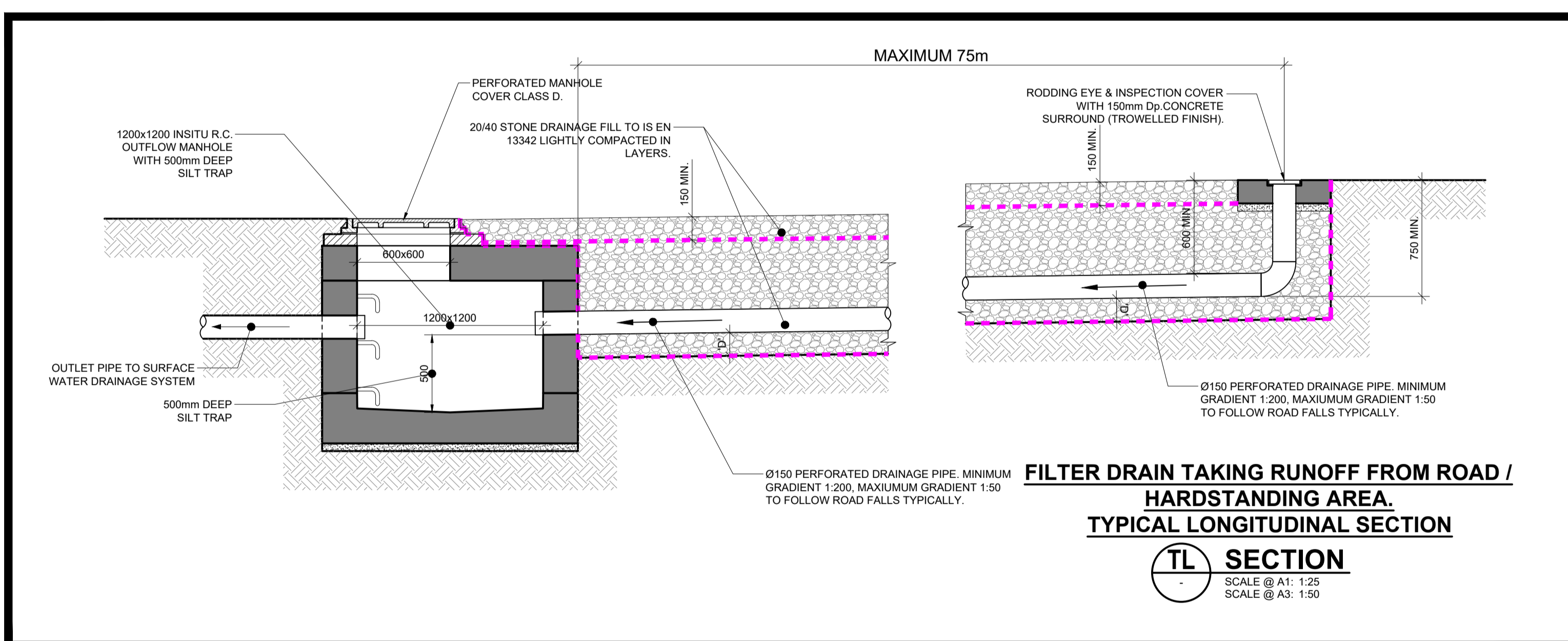
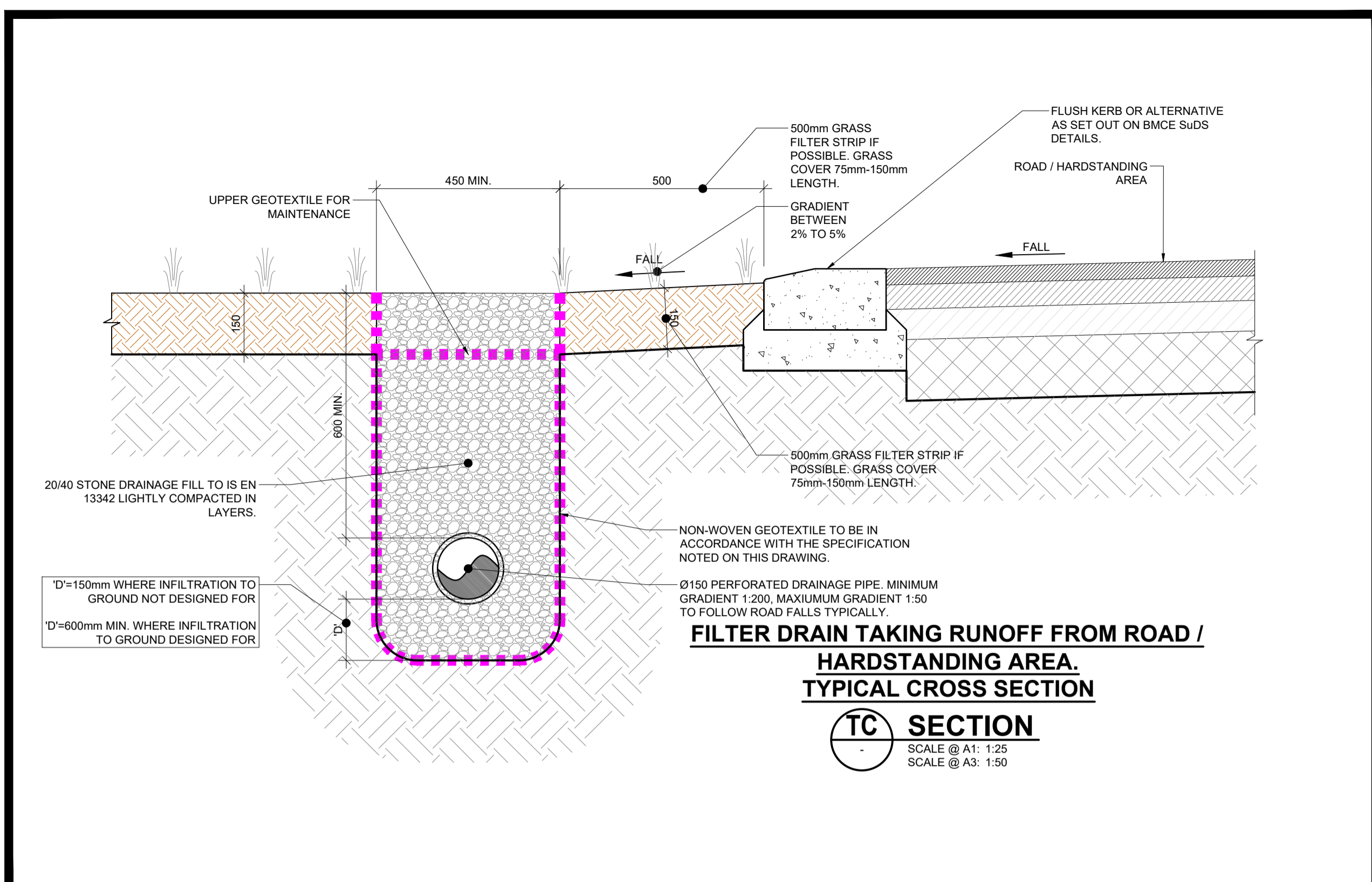
- THIS DRAWING IS TO BE READ IN CONJUNCTION WITH ALL ENGINEERS & ARCHITECTS DRAWINGS FIGURED DIMENSIONS ONLY (NOT SCALING) TO BE USED. WHERE A CONFLICT OF INFORMATION EXISTS OR IF IN ANY DOUBT - 'ASK'.
- CONSULTANTS TO BE INFORMED IMMEDIATELY OF ANY DISCREPANCIES BEFORE WORK PROCEEDS.

**NOTES:**

- NON-WOVEN GEOTEXTILE SPECIFICATION. THE GEOTEXTILE SHALL:**
  - SUSTAIN A TENSILE LOAD OF NOT LESS THAN 5.0kN/m AT BREAK AND HAVE A MINIMUM FAILURE STRAIN OF 10% WHEN DETERMINED IN ACCORDANCE WITH IS EN ISO 10319;
  - HAVE A MINIMUM PUNCTURE RESISTANCE OF 1200 N WHEN DETERMINED IN ACCORDANCE WITH IS EN ISO 12236;
  - HAVE A SIZE DISTRIBUTION OF PORE OPENINGS SUCH THAT THE APPARENT OPENING SIZE 090 WHEN DETERMINED IN ACCORDANCE WITH IS EN ISO 12956, OR OTHER APPROPRIATE TEST, IS LESS THAN 300 MICRONS
  - ALLOW WATER TO FLOW THROUGH IT, IN EITHER DIRECTION, NORMAL TO ITS PRINCIPAL PLANE AT A RATE OF NOT LESS THAN 10 l/m<sup>2</sup>/s, UNDER A CONSTANT HEAD OF WATER OF 100mm AND A MAXIMUM BREAKTHROUGH HEAD OF 50MM WHEN DETERMINED IN ACCORDANCE WITH IS EN ISO 12958.
- PLAN AREA OF THE BIO-RETENTION AREA SHOULD BE 2-4% OF THE OVERALL AREA DRAINED. MAXIMUM WIDTH 10m UNLESS NOTED OTHERWISE.

**MAINTENANCE REQUIREMENTS FOR FILTER DRAINS**

REMOVE LITTER (INCLUDING LEAF LITTER) AND DEBRIS FROM FILTER DRAIN SURFACE, ACCESS CHAMBERS AND PRE-TREATMENT DEVICES ON A MONTHLY BASIS (OR AS REQUIRED). INSPECT FILTER DRAIN SURFACE, INLET/OUTLET PIPEWORK AND CONTROL SYSTEMS FOR BLOCKAGES, CLOGGING, STANDING WATER AND STRUCTURAL DAMAGE ON A MONTHLY BASIS. INSPECT PRE-TREATMENT SYSTEMS, INLETS AND PERFORATED PIPEWORK FOR SILT ACCUMULATION, AND ESTABLISH APPROPRIATE SILT REMOVAL FREQUENCIES ON A SIX MONTHLY BASIS. REMOVE OR CONTROL TREE ROOTS WHERE THEY ARE ENCRDACHING THE SIDES OF THE FILTER DRAIN, USING RECOMMENDED METHODS (e.g. NJUG, 2007 OR BS 3998:2010) AS REQUIRED AT LOCATIONS WITH HIGH POLLUTION LOADS, REMOVE SURFACE GEOTEXTILE AND REPLACE, AND WASH OR REPLACE OVERLYING FILTER MEDIUM FIVE YEARLY, OR AS REQUIRED CLEAR PERFORATED PIPEWORK OF BLOCKAGES AS REQUIRED.



ISSUE	DATE	DESCRIPTION	MR	WS	POD	JPC
P3	05.09.24	ISSUED FOR PLANNING	MR	WS	POD	JPC
P2	10.07.24	ISSUED TO LDA FOR COMMENT	MR	WS	POD	JPC
P1	06.06.24	ISSUED FOR COMMENT	MR	WS	POD	JPC

**PLANNING**

**BM** Dublin Office: Sandwith House, 52-54 Lower Sandwith Street, Dublin 2, Ireland. Tel: (01) 677 3200 Fax: (01) 677 3164  
London Office: 12 Mill Street, London SE1 2AY, United Kingdom Tel: (0044) 084 5413 2722  
Consulting Engineers, Civil, Structural, Project Management. E-mail: bmce@bmce.ie Web: www.bmce.ie



APPLICANT: **DÚN LAOGHAIRE-RATHDOWN COUNTY COUNCIL**

AGENT: **LAND DEVELOPMENT AGENCY**

PROJECT TITLE: **PROPOSED PART 10 RESIDENTIAL DEVELOPMENT, DUNDRUM CENTRAL DEVELOPMENT, DUNDRUM ROAD, DUBLIN 14.**

MODEL REFERENCE: [ ] MODEL REV: [ ] SUITABILITY: [ ]

DRAWING TITLE: **SuDS DETAILS. FILTER DRAIN TYPICAL DETAILS.**

DRAWING No. **DCD-BMD-00-00-DR-C-11207** ISSUE **P3**